

CK3710/4210

KIOTI COMPACT TRACTOR




KIOTI
run ahead of the pack



3-Point Control Lever

The ergonomic 3-point control lever has smooth motion for reduced effort and improved control. A rear, external 3-point control lever allows the operator to control the 3-point for easier attachments of implements.




4WD Engagement

4WD comes standard on all models and is engaged with an easy access lever.



Rear Differential Lock

The differential lock lever allows for easy engagement/disengagement of the differential allowing you to maintain traction on uneven or muddy terrain.



Tail Lamp & Flasher

The stylish tail lights improves operator safety by increasing visibility. When the lights are on, the fender mounted flasher alerts traffic to your presence when travelling on the road.



Single Lever Joystick

Front-end loader work is made easier by the use of a single lever joystick. The lever returns to neutral when released. A float position allows the bucket free flotation over the ground surface.

Illuminated Dashboard

The illuminated dashboard ensures great visibility while working in bright daylight or at night.



Experience the new and powerful **CK3710/CK4210**

Eco-Friendly Engine

Daedong diesel engine produces low noise, little vibration and meets or exceeds EPA regulations.



Controls

Standard Single Lever Joystick and Dual HST Pedals are conveniently located for optimum operator comfort.

Power Steering

The standard power steering minimizes the effort required to make tight, repetitive turns.



Dual HST Pedals

HST models employ a two pedal system for forward and reverse with smooth engagement, acceleration and deceleration. Pedal pressure is minimized which reduces operator fatigue during long hours of use and when doing repetitive tasks.



Powerful HST Transmission

HST models feature performance-proven, heavy duty HST drives that deliver power and efficiency.

The three range transmission (Hi/ Mid/ Low) with twin pedal operation makes your job easier, smoother and safer.





9x3 Manual Transmission

Manual transmission models feature 9 Forward and 3 Reverse speeds delivering heavy duty performance. Second and Reverse gears are synchronized for efficient forward and reverse operations requiring frequent shifting.



Center Marker

The center ridge marker on the hood assists with maintaining straight rows.



High Ground Clearance

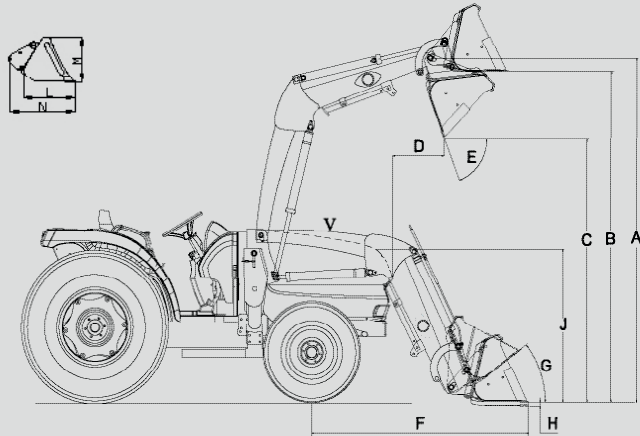
The maximum ground clearance of 13.4 in. makes usage on rocky or uneven terrain simpler.

NEW GENERATION KIOTI COMPACT TRACTOR



Front End Loader

The KIOTI KL4010 front end loader is specifically designed for the CK3710H, CK4210 and CK4210H model tractors, providing efficient performance with single lever joystick control. The KIOTI loader, with a built in parking stand, is designed to be quickly and easily attached and detached. KL Series loaders utilize the tractor's hydraulic system, feature single-lever control with float and come with a bucket level indicator.

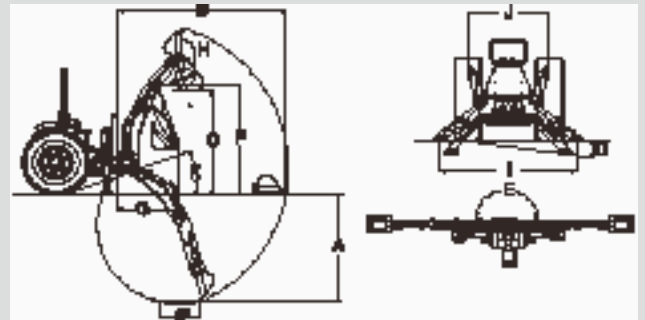


Loader Specifications

Model	KL4010Z
A. Maximum Lift Height	98.4" (2,500mm)
B. Clearance with Attachment Level	91.9" (2,234mm)
C. Clearance with Attachment Dumped	72.4" (1,839mm)
D. Reach at Maximum Height	12.6" (321mm)
E. Maximum Dump Angle	55.5°
F. Reach with Attachment on Ground	65.4" (1,660mm)
G. Attachment Rollback Angle	41.5°
H. Digging Depth Below Grade	4.8" (124mm)
J. Overall Height in Carry Position	52.9" (1,345mm)
L. Depth of Attachment (to back of inner shell)	17.2" (436mm)
M. Height of Attachment	23.9" (606mm)
N. Depth of Attachment (to pivot pin)	26.4" (670mm)
S. Lift Capacity to Full Height at Pivot Pins	1,689 lbs (766kgf)
T. Breakout Force at Ground Level, Pivot Pins	2,561lbs (1,162kgf)
Lift Cylinder	Ø1.97x16.7ST" (Ø50x425ST mm)
Bucket Cylinder	Ø1.97x15.5ST" (Ø50x395ST mm)
Attachment used for specification	55" (1,397mm)
Bucket Weight	397 lb (180kg)
Approx. Weight (without Bucket)	701 lb (318kg)
Bucket Capacity	4.41 (6.71) ft³ (0.125 (0.19)m³)

Backhoe

The KIOTI KB2475L backhoe lets you trench up to 89.7" deep with a bucket dig force up to 2,817 pounds. The KB2475L Backhoe features subframe mounting, responsive two-lever controls with exceptional feathering, hydraulic stabilizers, transport lock and a variety of standard and heavy-duty buckets.



Backhoe Specifications

Model	KB2475L
A Digging Depth (two foot flat bottom)	89.7" (2,280mm)
B Reach from center line of Swing Pivot	125.1" (3,180mm)
C Loading Height (bucket at 60°)	72.4" (1,840mm)
D Maximum Leveling Angle	10°
E Swing Arc	180°
F Transport Height (maximum)	83.5" (2,120mm)
G Transport Overhang	49" (1,245mm)
H Bucket Rotation	180°
I Stabilizer Spread (down position)	68.7" (1,745mm)
J Stabilizer Spread (up position)	46.4" (1,180mm)
K Angle of Departure	21°
Shipping Weight (without bucket)	880 lbs (399kg)
Bucket Digging Force	2,817 lbs (1,278kg)
Dipperstick Digging Force	2,105 lbs (955kg)
Operating Pressure	2,466 psi (170bar)

Cylinders

Cylinder	Bore DIA	Retracted Length	Stroke	Rod DIA
Boom	2.75in. (70mm)	24.41in. (620mm)	15.12in. (284mm)	1.57in. (40mm)
Bucket	2.36in. (60mm)	21.06in. (535mm)	11.77in. (229mm)	1.38in. (35mm)
Dipperstick	2.75in. (70mm)	23.5in. (597mm)	14.84in. (377mm)	1.57in. (40mm)
Swing	2.36in. (60mm)	15.67in. (398mm)	8.78in. (223mm)	1.38in. (35mm)
Stabilizer	2.36in. (60mm)	17.56in. (446mm)	10.32in. (262mm)	1.38in. (35mm)

Buckets

Bucket	Teeth Q'TY	Struck Capacity	Heaped Capacity	Shipping Weight
9" Bucket	3	0.73 cu. ft.	0.87 cu. ft.	46 lbs
12" Bucket	3	1.01 cu. ft.	1.24 cu. ft.	56 lbs
16" Bucket	3	1.38 cu. ft.	1.76 cu. ft.	64 lbs
18" Bucket	4	1.56 cu. ft.	2.02 cu. ft.	70 lbs
24" Bucket	5	2.11 cu. ft.	2.82 cu. ft.	94 lbs
36" Bucket	6	2.78 cu. ft.	4.00 cu. ft.	114 lbs

*Specifications and design are subject to change without notification.



Specifications

MODEL		CK3710H	CK4210	CK4210H
ENGINE				
Model		3B183LWH-E1	3B183LWM-E	3B183LWH-E
Engine Max HP @ 2800rpm	hp	37	42	42
Engine Gross	hp	35	38	38
Rated revolution	rpm	2600	2600	2600
Total displace	cc	1829	1829	1829
Fuel tank capacity	l	34	34	34
DRIVE TRAIN				
Clutch		Dry Single Stage	Dry Dual Stage	Dry Single Stage
Transmission		HST	Manual	HST
Speeds		3 Range	F9/R3	3 Range
Differential lock		Rear Standard		
Brake		Wet disc type		
PTO		Live		
Rear PTO (standard)	rpm	540		
HYDRAULIC SYSTEM				
Pump capacity	ℓ /min	44.4		
3-point hitch		Cat. I		
Maximum lifting capacity (24" aft. of hitch) kg.f (lbs.)		740 (1,631)		
Hydraulic lift control system		Position Control		
Steering		Hydrostatic Power Steering		
TIRE SIZE				
Front AG.(TURF, INDUSTRIAL)		25 x 8.5-14 (7-16, 25 x 8.5-14)		
Rear AG.(TURF, INDUSTRIAL)		15-19.5 (11.2-24, 13.6-16)		
TRAVELING SPEEDS				
Forward	km/h	0~25.0	1.52~23.56	0~25.0
Reverse	km/h	0~25.48	1.90~15.39	0~25.48
DIMENSIONS				
Overall length (includes 3-pt hitch)	mm	3,070		
Overall width (minimum tread)	mm	1,400		
Overall height (from top of ROPS)	mm	2,650		
Wheel base	mm	1,670		
Min. ground clearance	mm	340		
Tread (Front)	mm	1,132		
Tread (Rear)	mm	1,302		

* NOTE: The specifications are subject to change for the purpose of improvement without any notice.



ISO 9001
NO.954596



ISO 14001
NO.771475



OHSAS 18001
NO:K033008

Standard Equipment

- 4WD
- Rear PTO
- Joystick valve
- Horn
- Head Lamp
- Signal Lamp
- Fuel Tank Cap
- PTO Cover

Optional Equipment

- Mid PTO
- Front Weight
- Rear Weight
- Rear View Mirror
- 7 Pin Socket
- Rear Work Light
- Sun Canopy
- Front Grille Guard
- HST CRUISE
- HST LINK



PFG AUSTRALIA

199 Australis Drive, Derrimut, VIC 3030 Australia

• tel 03 8353 3600 • fax 03 8353 3699

web www.kiotitractors.com.au

Dealer Imprint Area